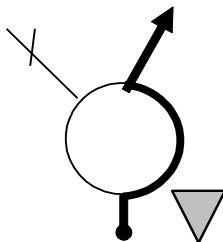

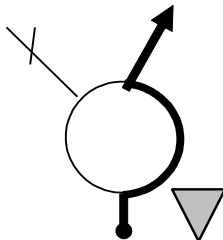
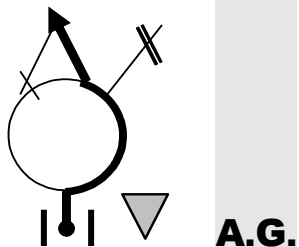



DISTANCES		DIRECTION	INFORMATIONS
Totale	Partielle		
6.20	0.68	 <p>7</p>	<p><u>A.D. M.R.</u></p> <p>N196</p> <p>SARTENE</p>
.....	 <p>8</p>	<p><u>T.D. M.R.</u></p>
9.72	3.53	 <p>9</p>	<p><u>A.D. M.R.</u></p> <p>PORTICCIO</p>
9.93	0.21	 <p>10</p>	<p>SARTENE</p> <p>PISCIATELLA</p>
10.75	0.82	11	
0.00	0.00	<p><u>ZONE D'ETALONNAGE</u></p> <p><u>A L'ARRET DU BUS</u></p> <p>..... Face au TRAIT JAUNE</p> <p>12</p>	
<u>4.54</u>	4.54	<p><u>VOIE VEHICULES LENTS</u></p>  <p>13</p>	<p>Face au <u>DEUXIEME</u> PANNEAU :</p> <p>Cédez le passage</p>