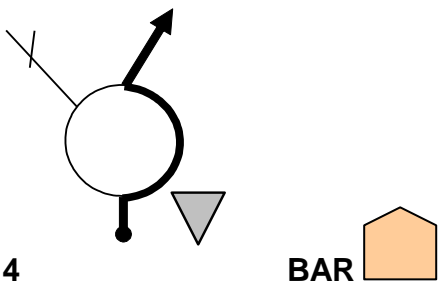
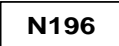





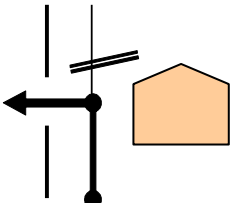


DISTANCES		DIRECTION	INFORMATIONS
Totale	Partielle		
5.90	14 	T.D. M.R.  
6.79	2.25	15 <i>Face au PANNEAU</i> 	
		<u>FIN de la ZONE D'ETALONNAGE</u>	
7.12	0.32	16 	
7.77	0.64	17 	A.G. PARKING MUNICIPAL

GAREZ VOUS SUR LES
EMPLACEMENTS PREVUS
MERCİ

DEPART 1ère VOITURE prévu pour : 8 H 30