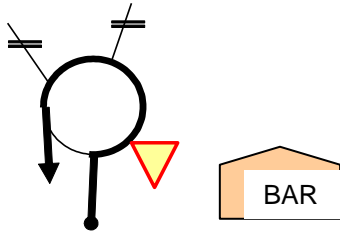
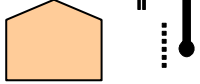

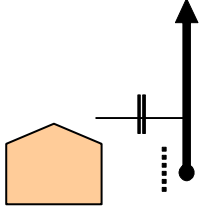
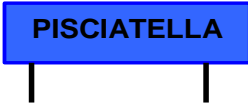
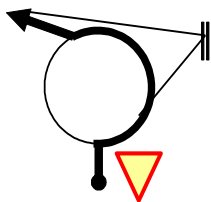

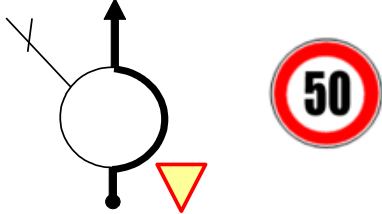



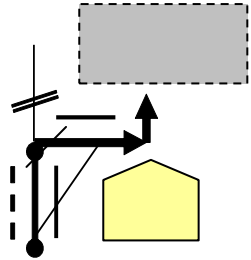



DISTANCES		DIRECTION	INFORMATIONS
Totale	Partielle		
5.91	1.36	14 	Au panneau Cédez le passage <u><i>Faire le tour du rond point</i></u>
8.59	2.68	15 	
.....	16 	
12.60	3.41	17 	A.G. 
13.07	0.47	18 	T.D. M.R.   
15.74	2.67	19 	A.D. 

GAREZ VOUS SUR LES
EMPLACEMENTS PREVUS
MERCİ
DEPART 1ère VOITURE prévu : 8 H 30

**TOUTES les DISTANCES DANS les SECTEURS de
LIAISON SONT DONNES à TITRE INDICATIF !**